



MEGA®

PROMIX 120.TW (TWIN SHAFT MIXER) CONCRETE BATCHING PLANT DIGITAL CATALOG



f in @ / @concreteplanten

+90 542 359 67 37

www.megaconcreteplants.com



Lütfen Bu Belgeyi Yazdırmadan Önce Çevreyi Düşünün./Please consider the environment before printing this document

DESCRIPTION OF THE INSTALLATION

PRODUCT DESCRIPTION: IT IS A SYSTEM THAT TAKES RAW MATERIALS SUCH AS GRAVEL, SAND, CEMENT, WATER AND ADDITIVES NECESSARY FOR THE PRODUCTION OF READY-MIXED CONCRETE FROM SPECIALLY PREPARED STORAGE AREAS OF PREDETERMINED DIMENSIONS ENTERED IN THE COMPUTER PROGRAM AND TRANSFORMS THEM INTO READY-MIXED CONCRETE BY MIXING THEM IN THE MIXER. MIXING CAPACITY OF THE MIXER: **120 M³** PER HOUR. THE SYSTEM TAKES ALL OPERATING COMMANDS FROM THE PROGRAM INSTALLED ON THE COMPUTER AND EASILY TRANSFERS THE PREPARED CONCRETE TO THE MIXER TRUCK WITH ITS SPECIAL EQUIPMENT. IT IS DESIGNED TO WORK 24 HOURS A DAY, PROVIDED THAT THE SUPPLY OF RAW MATERIALS IS SUFFICIENT.

OPERATION: THE SYSTEM FIRST TAKES THE RAW MATERIALS SUCH AS SAND, GRAVEL, ETC., THE PROPORTIONS OF WHICH ARE PREDETERMINED AND ENTERED INTO THE COMPUTER PROGRAM, INTO THE SPECIAL STORAGE AREA CALLED AGGREGATE HOPPER, BY MEANS OF THE WEIGHING BELT LOCATED BELOW WHICH, AFTER WEIGHING THE MATERIALS AND FOR THE MIXING TO START, TRANSFERS BY MEANS OF THE CONVEYOR BELT OR BELT CONVEYOR THE MATERIALS TO THE WAITING HOPPER AND FROM THERE TO THE MIXER. THE WAITING OR INTERMEDIATE HOPPER ALLOWS THE EQUIPMENT THAT WEIGHS AND SENDS THE RAW MATERIAL WHILE THE MIXER IS MIXING, TO DO THE SAME WORK WITHOUT STOPPING, AND TO FILL THE MIXER WITHOUT WAITING FOR THE END OF THE UNLOADING PROCESS.

THE SYSTEM SENDS THE CEMENT NEEDED FOR MIXING FROM THE SPECIAL STORAGE AREA CALLED CEMENT SILO TO THE WEIGHING CONTAINER BY MEANS OF THE SCREW CONVEYOR PLACED BELOW. THERE THE CEMENT, THE PROPORTIONS OF WHICH ARE PRESET AND ENTERED INTO THE COMPUTER PROGRAM, IS WEIGHED AND POURED INTO THE MIXER BY MEANS OF THE COVER PLACED UNDERNEATH. THIS IS DONE BY MEASURING AND POURING THEM INTO THE MIXER. THE SYSTEM ORDERS THE MIXER TO WORK FOR THE TIME NECESSARY TO MIX THE RAW MATERIALS CONTAINED IN IT HOMOGENEOUSLY, THUS OBTAINING A HIGH-STRENGTH READY-MIX CONCRETE. IN THE LAST STEP, THE PREPARED CONCRETE IS TRANSFERRED TO THE TRANSMIXER LOCATED UNDER THE MIXER DISCHARGE TANK. THIS PROCESS IS COMPLETED BY THE CAPACITY OF THE MIXER TRUCK OR THE LOADING OF THE DESIRED VOLUME OF CONCRETE.



WHY MEGA CONCRETE BATCHING PLANTS: QUALITY PRODUCT - ECONOMIC PRICE - LOW ENERGY CONSUMPTION - MINIMUM COST - LOW INFRASTRUCTURE AND INSTALLATION COSTS - MAXIMUM PROFITABILITY WITH MINIMAL PERSONNEL - AUTOMATION SYSTEM SUITABLE FOR ALL BUDGETS - EASY TO USE AUTOMATION PROGRAM IN ALL LANGUAGES - ELECTRICAL PANELS THAT CAN BE OPERATED IN DIFFERENT ENERGIES - COST-EFFECTIVE SHIPPING DUE TO DEMOUNTABLE DESIGN - LOW MAINTENANCE COSTS AND AVAILABILITY OF SPARE PARTS IN ALL COUNTRIES

WHY MEGA EXPORT : 24/7 ONLINE SUPPORT WITH EXPERIENCED EXPORT STAFF - SECURE TRADE WITH FIXED PRICE GUARANTEE - EASY COMMUNICATION IN THE LANGUAGE OF YOUR CHOICE - PRODUCTION - ON-TIME DELIVERY AND ASSEMBLY - ABILITY TO TRACK THE PRODUCTION PROCESS ONLINE - ABILITY TO TRACK THE SHIPPING PROCESS ONLINE - FREE PROJECT TO PREPARE THE INFRASTRUCTURE AND TEST THE PRODUCTION - FREE TRAINING AND CERTIFICATION OF OPERATORS - EASY TO DO BUSINESS WITH LEASING AND LETTER OF CREDIT THROUGH CONTRACTED BANKS.



GENERAL TECHNICAL SPECIFICATIONS

AGGREGATE HOPPERS



CAPACITY	3x20 m ³ = 60 m ³
UPPER CHAMBER	BOLT - DISASSEMBLY - 3 mm SPECIAL BENDING SHEET + SUPPORT PROFILE
CHASSIS TECHNICAL SPECIFICATIONS	150x250 5 mm SQUARE PROFILE
DISCHARGE FUNNEL	4 mm + 3 mm REINFORCED - REPLACEABLE WEAR PLATE
BEARING COVER	PILLOW BLOCK UCP 206
DISCHARGE GATE	3x2 PIECES
COVER DRIVE AND CONTROL	PNEUMATIC PISTON - ø80x320 FENITSA / LOCKED VALVE - 24 V DC
VIBROMOTOR	AVM 300/3 x 6 - AVIBRO - WITH CARRY HANDLE

WEIGHING BELT UNDER AGGREGATE HOPPERS



CAPACITY	5000 KG
WEIGHING EQUIPMENT	2000 KG x 4 PCS / TUNA - S TYPE LOAD CELL - ADJUSTABLE CONNECTION
WEIGHING HOPPER	3 mm SPECIAL BENDING SHEET
FLOW CONTROL VALVES	3 mm 120° - CHAIN DISTANCE ADJUSTMENT
BELT CHASSIS AND TIRE SIZE	NPU 200 / EA 9800 x BG 1000 mm - 4 LAYERS 10 mm
CONVEYOR ROLLER	ø60x300 BEARING WITH DUST RETAINING COVER
DRIVE	15 KW GEAR MOTOR
VIBROMOTOR	AVM 300/3 x 1

AGGREGATE TRANSFER CONVEYOR




CAPACITY	220 TON / SAAT
BAND CHASSIS - DIMENSIONS AND C	NPU 200 / EA 30000 x BG 1000 mm - 5 LAYERS 12 mm
BAND LEGS	CONNECTED FROM 4 PLACES - ADJUSTABLE
BELT SLIP BACKSTOP	ONE-WAY LOCK ON THE REDUCER
DRUM PULLEY BEARING	SNH 519 - BALL BEARING
TENSIONER DRUM PULLEY BEARING	UCT 216
CONVEYOR ROLLER	ø89x300 BEARING WITH DUST RETAINING COVER
DRIVE AND REDUCER	37 KW GEAR ENGINE - DG2 -380 DISSAN BRAND

CEMENT STORAGE SILO



CAPACITY AND TYPE	120 TON / BOLTED TYPE - STANDARD MODEL
BODY TECHNICAL SPECIFICATION	FUNNEL 8 mm - OTHER SECTIONS 5-4 mm
AIR VENT TECHNICAL SPECIFICATION	4" PIPE
MAINTENANCE COVER TECHNICAL SI	IN THE TOP OF THE SILO
DISCHARGE TECHNICAL SPECIFICATI	12" DOUBLE BUTTERFLY VALVE COMPATIBLE
UPPER SAFETY RING	1" 3/4" WELDED PIPE PASSING SYSTEM
LADDER TECHNICAL SPECIFICATION	SHEET METAL - BOLTED
PAINT	1 LAYER PRIMER - 1 LAYER RAPID PAINT

CEMENT SCREW CONVEYOR



CAPACITY AND OPERATING ANGLE	25 TON / HOUR / 30-40°
BODY TECHNICAL SPECIFICATION	8" SEAMLESS PIPE X 9 m
FILLING PORT	12" UNIVERSAL
DISCHARGE	8" FIXED ANGLE
INTERMEDIATE BEARING	REPLACEABLE MILLING ATTACHMENT - LUBRICABLE
MAINTENANCE COVER	UNDER THE MOTOR
DRIVE	15 KW GEAR MOTOR
PAINT	1 LAYER PRIMER - 1 LAYER RAPID PAINT

AGGREGATE HOLDING BUNKER



CAPACITY	3.5 dm ³
BODY TECHNICAL SPECIFICATION	5 mm SHEET METAL
DISCHARGE FUNNEL	5 mm + 3 mm REINFORCED - REPLACEABLE WEAR PLATE
DISCHARGE GATE	1 UNIT
COVER DRIVE	PNEUMATIC PISTON - 2 x ø100x200 FENITSA
COVER CONTROL	LOCKED VALVE / 24 V DC - TEKNOFLUID
BEARING COVER	PILLOW BLOCK UCF 207
PAINT	1 LAYER PRIMER - 1 LAYER RAPID PAINT

GENERAL TECHNICAL SPECIFICATIONS

CEMENT - ADDITIVE - WATER WEIGHING SYSTEM



CEMENT	
CAPACITY / BODY SPECIFICATION	1250 KG / 3 mm SHEET - ONE PIECE FLOW FACILITATING FUNNEL
WEIGHING EQUIPMENT	1000 KG x 3 PCS - SHEAR BEAM LOAD CELL
SCREW CONVEYOR ENTRY PORT	8" x 2
DISCHARGE GATE	12" ACTUATOR VALVE - MICRO SWITCH CONTROL
COVER CONTROL	LOCKED VALVE / 24 V DC - TEKNOFLUID
VENTILATION	DRAIN TO MIXER WITH 2" BELLOW HOSE
VIBRATION DAMPER	3x Ø90x40 70 SHOR RUBBER WEDGE
SCREW - WEIGHING CONNECTION	8" RUBBER BELLOW

ADDITIVE	
CAPACITY	60 KG
BODY TECHNICAL SPECIFICATION	5 mm SEAMLESS PIPE
WEIGHING EQUIPMENT	100 KG x 1 PIECE - BENDING BEAM LOAD CELL
DISCHARGE GATE	1" PNEUMATIC VALVE
COVER CONTROL	LOCKED VALVE / 24 V DC - TEKNOFLUID
FEEDING	1" SEAMLESS PIPELINE x 3 LINES

WATER	
CAPACITY	850 L
BODY	3 mm SHEET - ONE PIECE FLOW FACILITATING FUNNEL
WEIGHING EQUIPMENT	1000 KG x 3 PCS / TUNA - SHEAR BEAM LOAD CELL
DISCHARGE GATE	6" ACTUATOR VALVE - MICRO SWITCH CONTROL
COVER CONTROL	LOCKED VALVE / 24 V DC - TEKNOFLUID
VIBRATION DAMPER	3x Ø90x40 70 SHOR RUBBER WEDGE
FEEDING	2" SEAMLESS PIPELINE
WEIGHING - MIXER CONNECTION	6" RUBBER BELLOW

CONCRETE MIXER



MIXER TYPE	TWIN SHAFT MIXER (ITALIAN) - 6+6 MIXING ARM
INTERNAL VOLUME CAPACITY	3000 L
WET CONCRETE CAPACITY	2000 L - TOTAL WEIGHT OF 4800 KG READY MIX CONCRETE
DRY CONCRETE CAPACITY	1200 L - TOTAL WEIGHT OF 2800 KG, PAVER, BLOCK CONCRETE
DISCHARGE GATE	SINGLE OUTPUT - DOUBLE ACTION AND LOCKED VALVE / 24 V DC
COVER DRIVE	Ø50 X 300 HYDRAULIC PISTON x 3 PCS
COVER CONTROL	LOCKED VALVE / 24V DC - STAGE DISCHARGE / OXIM
ELECTRIC MOTOR	2x37 KW - ECHTOP IE2
REDUCER	BREVINI - PLANETARY
BEARING	SPECIAL CASTING BODY - AUTOMATIC LUBRICATION
MAINTENANCE COVER	1 PIECE - WITH SAFETY SENSOR
BASE WEAR PLATE	25 mm NI HARD CASTING - REPLACEABLE - BOLTED
SIDE WEAR PLATE	15 mm NI HARD CASTING - REPLACEABLE - BOLTED
MIXER PALLETS	25 mm NI HARD CASTING - REPLACEABLE - BOLTED
AUTOMATIC LUBRICATION	DIGITAL DISPLAY AND PROGRAMMABLE

CONTROL CABIN



DIMENSIONS	2,2m x 2,4 m x 4m
SIDE WALLS	5 cm EPS SANDWICH PANEL
FLOOR SPECIFICATIONS	20 mm BETOPAN - MINEFLO COATING
CEILING SPECIFICATIONS	5 cm GLASS WOOL
CHASSIS TECHNICAL SPECIFICATIONS	SPECIAL BENDING 120x120 SHEET PROFILE 2,5 mm
WINDOW SPECIFICATIONS	120x120 3 PIECES

COMPRESSOR AND AIR INSTALLATION



CAPACITY - TYPE	750 L / MIN - PISTON COMPRESSOR
MOTOR POWER	7,5 KW
OPERATING PRESSURE	6-8 BAR (MAXIMUM 12 BAR)
PRESSURE SWITCH	ADJUSTABLE TANK TOP PRESSURE AUTOMATIC
VIBRATION DAMPER	Ø120 60 SHOR RUBBER WEDGE x 4 PCS



GENERAL TECHNICAL SPECIFICATIONS



PUMPS

WATER PUMP	1.000 L/MIN / HYDROPHORE
ADDITIVE PUMP	40 L/MIN / SINGLE LINE

PLATFORM

BODY TECHNICAL SPECIFICATION	200x500 - 6 mm PROFILE
ASSEMBLY METHOD	STEEL CONSTRUCTION - DISASSEMBLED
FOOT TYPE	HINGED - FOLDABLE
NUMBER OF FLOOR	2 FLOOR (1- MIXER FLOOR / 2- WEIGHING FLOOR)
ROOF	TYPE V - GALVANIZED SHEET METAL
WALKING PATH 1st FLOOR	DOUBLE-SIDED
WALKING ROAD 2nd FLOOR	ONE SIDE
RAILING	1" - 3/4" WELDED PIPE PASSING SYSTEM
ILLUMINATION	U TYPE 2 x 36 WATT 10 SETS FLORASAN
PAINT	1 LAYER PRIMER - 1 LAYER RAPID PAINT

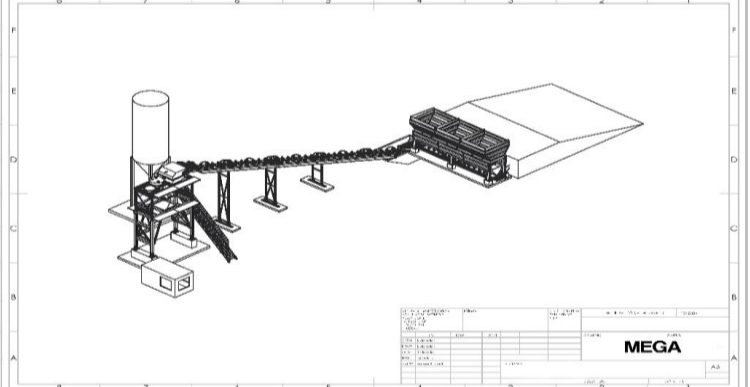
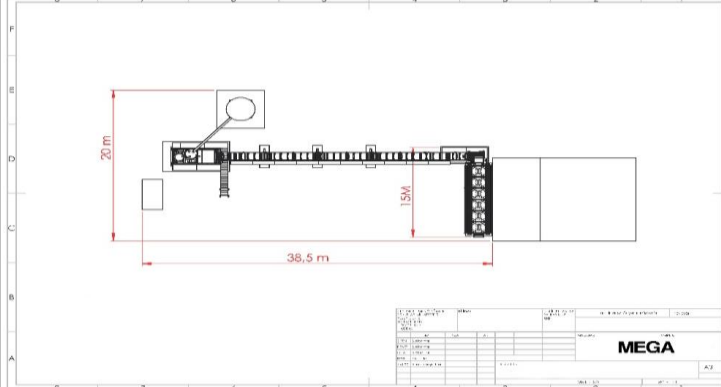
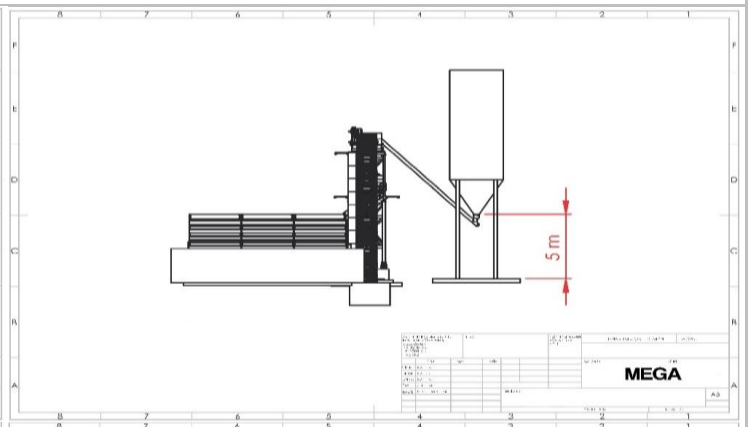
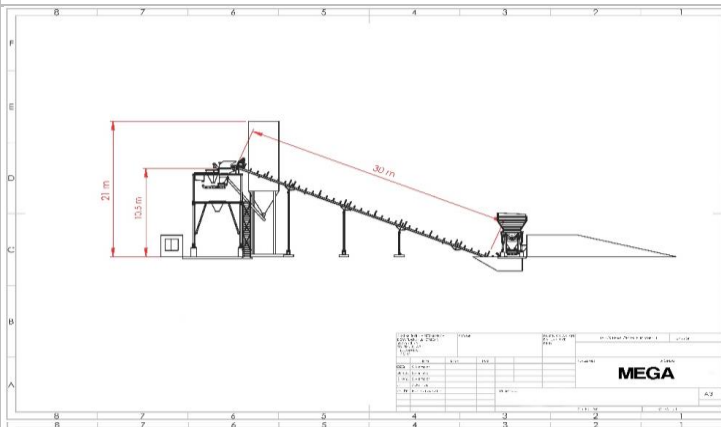


ELECTRICAL PANEL AND SOFTWARE



SOFTWARE	BATCHMASTER (MULTI-LANGUAGE SUPPORT)
SCADA	DELIVERY NOTE - INVOICING SYSTEM
MATERIAL USED	1. QUALITY ORIGINAL SIEMENS - SCHNEIDER
PLC	SIEMENS SIMATIC / S7 - 1200
POWER PANEL	2 UNITS IN THE CABIN - 1 UNIT ON THE HOPPER
REMOTE CONNECTION	YES
SYSTEM PROTECTION	WITH ONLINE UPS - PLC PROTECTION
ELECTRIC PANELS	IMPACT RESISTANT - IP65 CLASS PROTECTION
STARTING MIXER	SOFT STARTER (SPECIAL MOTOR START SYSTEM)
CURRENT DIAGRAM	MIXER MOTOR CURRENT CONTINUOUS MONITORING-CONTROL
MIMIC DIAGRAM	BUTTONS PLACED ON THE TECHNICAL DRAWING
PRESSURE SWITCH	MIN 6 BAR LINE TYPE SWITCH
CAMERA SYSTEM	1 UNIT - IP
SOUND SYSTEM	150 W SPEAKER x 2 PCS + MICROPHONE



TECHNICAL DRAWING



MANUFACTURING IMAGES



COMPANY PRESENTATION

- In this journey that we have undertaken with the principle of unconditional customer satisfaction, we are proud to be recognized in 52 countries of the world and to be the leading company in the sector with the contribution of our experienced assembly team. The main characteristics that distinguish us from other companies;
- Through our company, we have established our infrastructure of production planning and sales based on export, thanks to the experienced staff we have employed in this field, without having to deal with any issue or problem, paying only the tax of the country in which you are, receive your products at your door, with the activation center we have created, 24 hours without interruption of a representative in your own language. We offer you the possibility to get a service and to trade comfortably as if you were buying goods in any city of your own country.
- We aim to build stronger relationships with our customers through our policy of on-time manufacturing - on-time delivery - on-time assembly.
- By minimizing our profitability, we offer our customers secure business opportunities with a fixed price guarantee.



- We eliminate any risk of gouging by publishing our current prices on our website, thanks to our transparent approach to sales policy.
- We save you time and money in finding references by publishing on our website images of projects we have completed and interviews where our clients express their opinion about our company.
- Through our private banking arrangements, we allow you to negotiate with a leasing company or a letter of credit.
- We have eliminated your obligation to sign a contract in a language you do not know or understand by preparing product contracts that we accept in the language of choice of our customers. This allows us to avoid the problems associated with misunderstanding contracts that you will sign in another language. In addition, by having these contracts approved by the appropriate governmental units, we give them an international character and make it easy for you to assert your rights in the event of any disruptions that may occur.



- We write the raw materials and measurements to be used in the production in the contract together with the technical specification, and we tie them to the standard in a way that will not give the opportunity for bad surprises later.
- We offer our customers a more comfortable and secure business environment through our business conditions that mutually protect the seller and buyer, collections are made in three stages and for completed parts only, and penal conditions to avoid possible delays and property damage.
- During the manufacturing process of the plant you purchased, we provide your infrastructure project free of charge for the preparatory work you need to do at your plant site. Thus, while your production is going on, we allow you to prepare your infrastructure in parallel and start the production as soon as possible without losing time.

- We offer our customers who have signed the contract the possibility to follow the production process of their own product with the given IP number and also to follow the shipment with the container number on the website.
- We register the quality of all the products we manufacture with the Euro certificate of conformity. In this way, we offer the products you buy the possibility to easily enter the country you are in without being blocked by customs legislation related to compliance.
- We do not charge any installation fees for setting up the equipment you have purchased. During the trial and test productions that we carry out on your own site, we provide your staff with the necessary operator training and user certificate free of charge.
- By performing our warranty work between 72 and 120 hours, we offer the possibility to solve any problems that may arise in the shortest possible time. Moreover, we also reduce your waiting time to a minimum thanks to our production and availability of spare parts in stock.
- Thanks to our 24-hour online technical assistance line, we offer you the possibility to reach us easily and quietly in any language via our website.



REFERENCE IMAGES

